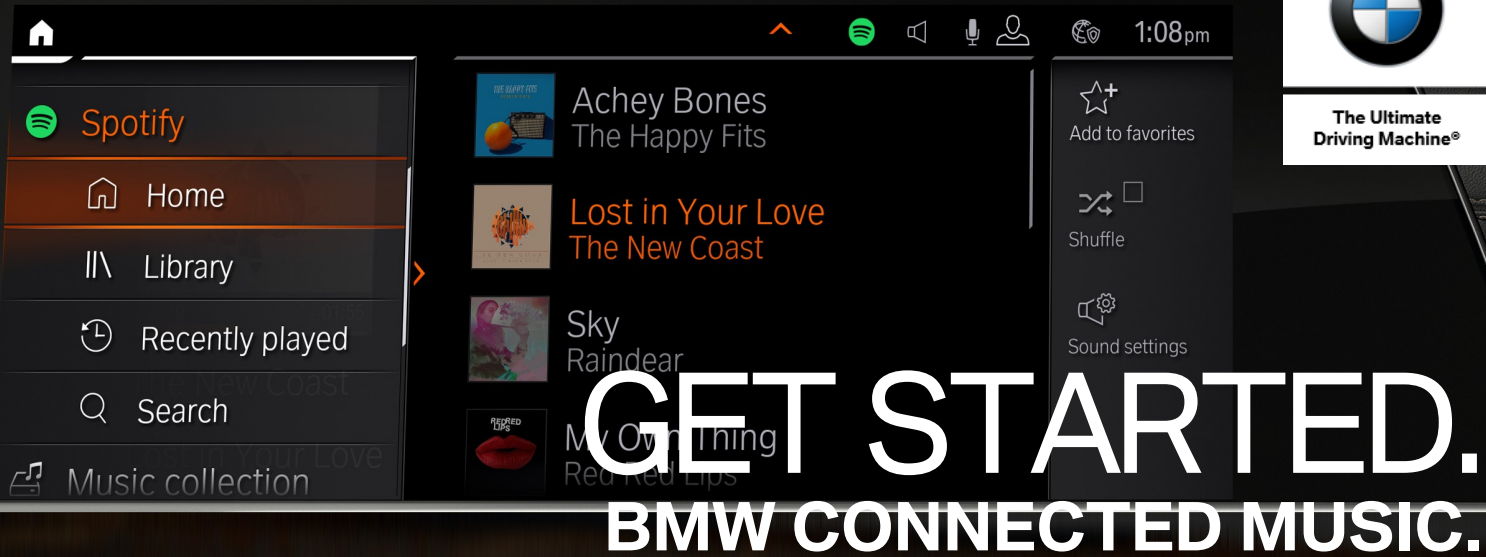




The Ultimate Driving Machine®



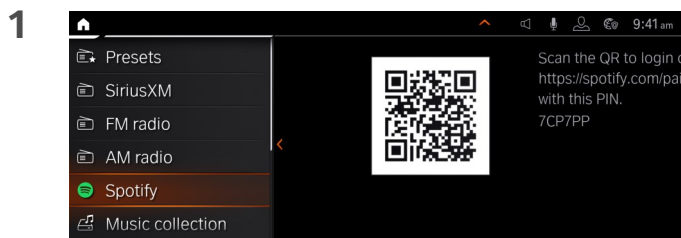
BMW CONNECTED MUSIC WITH SPOTIFY.

Your favorite songs anytime, anywhere. With BMW Connected Music, Spotify™ will always find the perfect soundtrack for the road with unlimited streaming of more than 50 million songs. You can log in directly in the vehicle with the access credentials for your Premium account to gain access to all your favorites playlists and songs.


SETTING UP BMW CONNECTED MUSIC.

Before getting started, please make sure ConnectedDrive Services is updated.


(To do this: Select “**APPS**”, press the “**OPTION**” button on the iDrive controller, and select “**Update Apps and Services**”)



To start, select “**Media**” followed by “**Spotify**”.

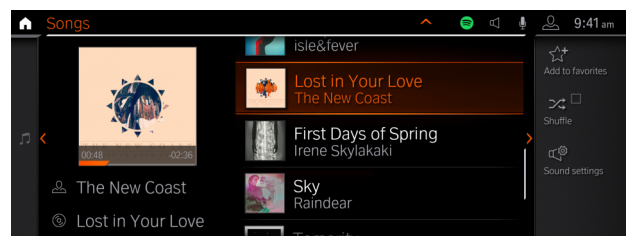


Scan the unique QR Code with your smartphone.



On the Spotify login page, log in with your Spotify Premium Account credentials.

Then follow the on-screen prompts to finish pairing.



You can now enjoy BMW Connected Music!

FREQUENTLY ASKED QUESTIONS.

1. What are the requirements for BMW Connected Music with Spotify?

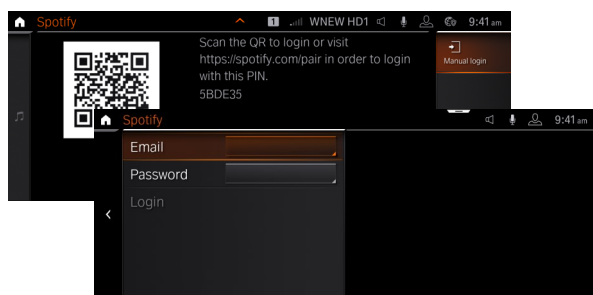
In order to use BMW Connected Music with Spotify, you will need an Spotify Premium account. For more information on Spotify Premium accounts go to <https://www.spotify.com/us/>. Compatible vehicles are Model Year 2019 or newer, with Live Cockpit Professional (option 6U3) and, specifically, including **those with software level 19-11**. Additionally, to activate Connected Music, Connected Package Professional (6C4) must be active in the vehicle for the duration (i.e., as much as 4 years from the retail date).

2. Do I need a mobile device to use BMW Connected Music with Spotify?

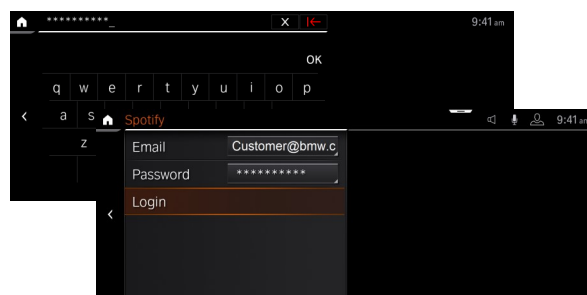
One of the great benefits of BMW Connected Music is the ability to connect without a mobile device in the vehicle or to purchase an additional data plan to enjoy listening.

3. My QR Code is not working, is there another way to log in?

As an alternative, you can manually log into your Spotify Premium account by entering the login credentials using the iDrive. Follow the steps below.



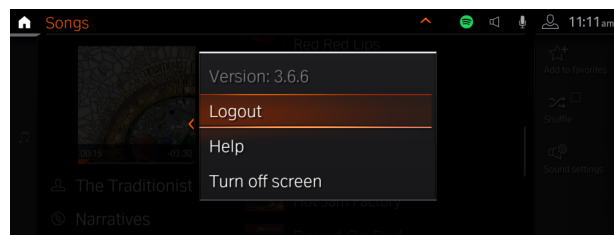
To start, select **“Manual login”** on the right of the screen. Enter your Spotify Premium account credentials.



Once the credentials have been entered, select **“Login”**.

4. How do I logout of Spotify?

In Spotify playlist menu, select the **“Option”** button on the iDrive controller followed by **“Logout”**.



5. If I share my BMW with another person, can we each use our own Spotify accounts?

With BMW ConnectedDrive, each driver can have their own Driver Profile in the vehicle. With each Driver Profile, a separate Spotify Premium account can be linked by using the manual login option. Toggling back and forth between Driver Profiles allows drivers to use their own Spotify Premium accounts. Additionally, for licensing reasons, it's not possible to listen via the same Spotify account on more than one device at a time.